

Scaled data based on original data using  
LM-79-08 Approved Method: Electrical and Photometric Measurements of Solid-  
State Lighting Products

Test Report Prepared for  
Cooper Lighting Solutions  
(formerly Eaton)

Brand: INVUE

Report Number: P401645

Luminaire Tested: **ENC-SA1E-730-U-T4W-HSS**

Issue Date: 5/20/2020

**Test Information**

Test Method: LM-79-08  
Report Number: P401645  
TEST IS SCALED FROM IESNA LM-79-08 TEST DATA (G1-2004-754-18)  
Test Lab: INNOVATION CENTER  
Issue Date: 5/20/2020  
Manufacturer: COOPER LIGHTING SOLUTIONS (FORMERLY EATON)  
Product Line: INVUE  
Catalog Number: ENC-SA1E-730-U-T4W-HSS  
Description: ENTRI LED LUMINAIRE  
(1) 70 CRI, 3000K, 1050mA LIGHTSQUARE WITH 16 LEDS AND TYPE IV WIDE OPTICS WITH HOUSE SIDE SHIELD  
Light Source: -  
Ballast/Driver: ELECTRONIC DRIVER

**Summary**

Lumens per Lamp: N/A  
Luminaire Lumens: 4778 lumens  
Efficiency: N/A  
Efficacy: 83.5 lumens/watt  
Luminous Opening: Rectangular (W 0.5' x L: 0.5' x H: 0')  
IES Classification: Type III - Short - Full Cutoff  
BUG Rating: B1 - U0 - G2

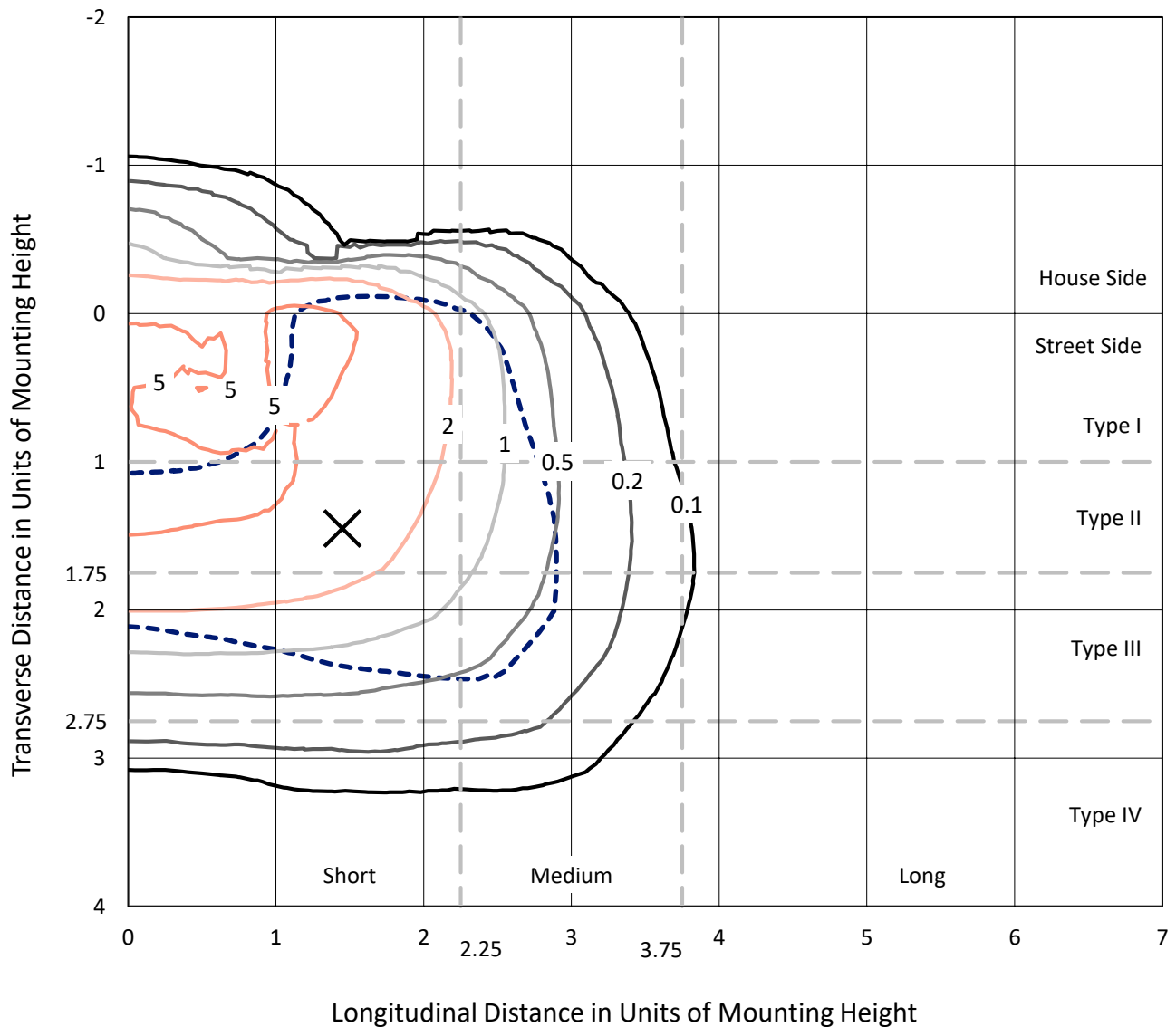
Input Watts (W): 57.2  
Input Voltage (V): NR  
Input Current (Ain): NR  
Voltage Rise (V): NR  
Power Factor: NR  
Total Harmonic Distortion (THDi): NR  
Frequency (hertz): 60  
Stabilization Time: NR  
Operation Time: NR  
Ambient Temperature (°C): NR  
Test Distance: 25 FT



REPORT NUMBER: P401645  
 CATALOG NUMBER: ENC-SA1E-730-U-T4W-HSS

### Iso-Footcandle Lines of Horizontal Illumination

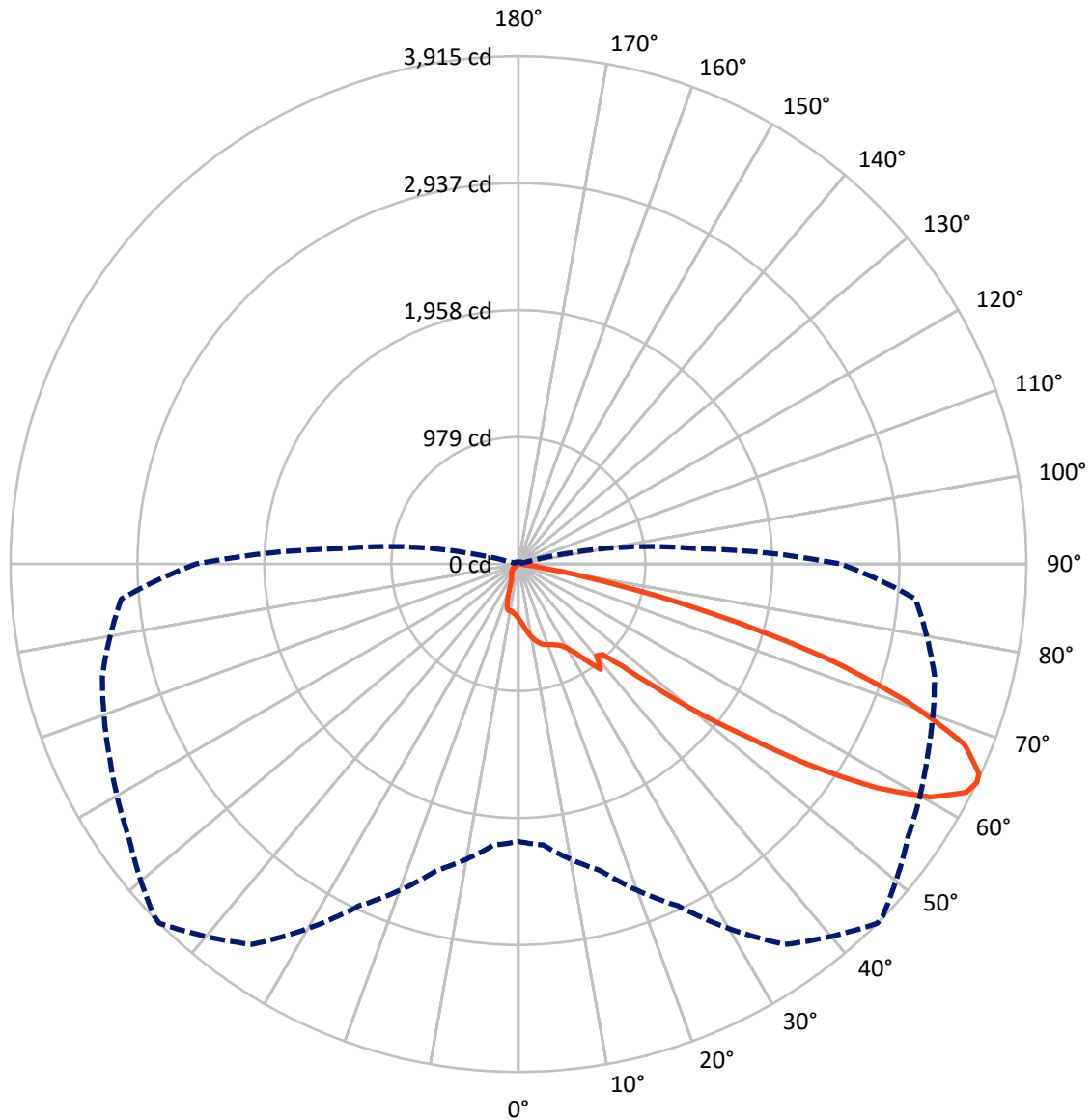
✕ Max cd  
 - - - 1/2 Max cd



Based on 10 foot mounting height. Maximum calculated value = 6.3 fc  
 Type III - Short - Full Cutoff

REPORT NUMBER: P401645  
CATALOG NUMBER: ENC-SA1E-730-U-T4W-HSS

### Luminous Intensity Polar Plot



— Vertical Plane Through 45-Deg Lateral    - - - Horizontal Cone Through 64-Deg Vertical

REPORT NUMBER: P401645

CATALOG NUMBER: ENC-SA1E-730-U-T4W-HSS

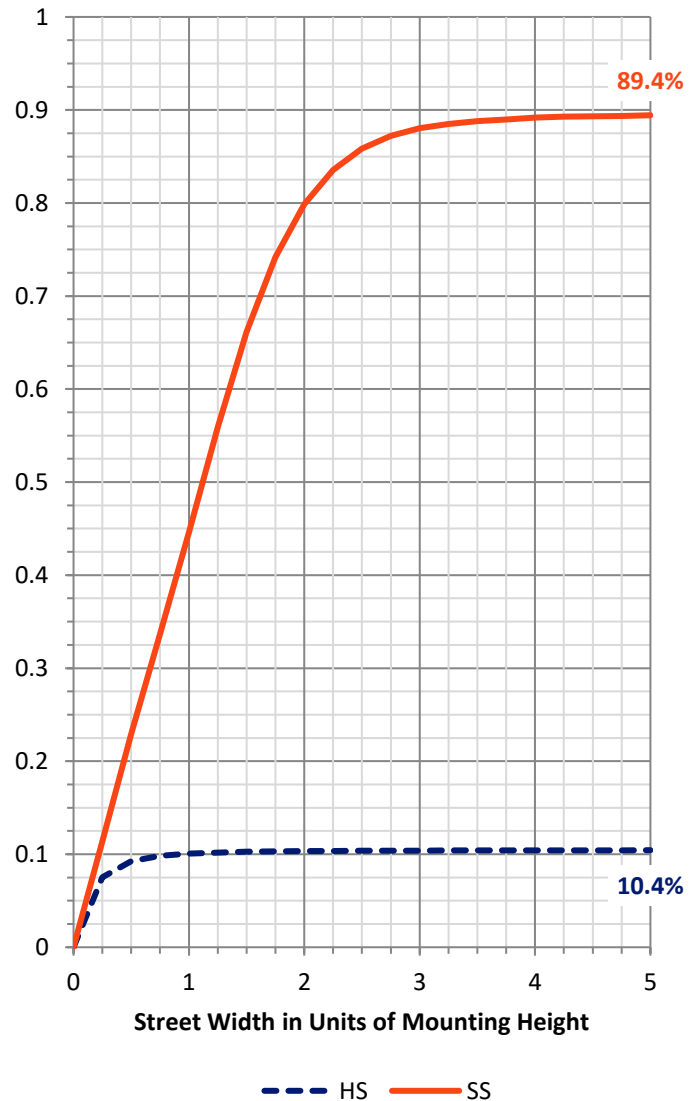
**FLUX DISTRIBUTION:**

		Downward	Upward	Total
<b>House Side</b>	Lumens	504.2	0.0	504.2
	% Fixture	10.6	0.0	10.6
<b>Street Side</b>	Lumens	4273.8	0.0	4273.8
	% Fixture	89.4	0.0	89.4
<b>Total</b>	Lumens	4778.0	0.0	4778.0
	% Fixture	100.0	0.0	100.0

**ZONAL LUMENS:**

Zone	Lumens	% Fixture
0°-10°	42.9	0.9
10°-20°	133.9	2.8
20°-30°	218.0	4.6
30°-40°	346.4	7.2
40°-50°	659.8	13.8
50°-60°	1359.5	28.5
60°-70°	1518.4	31.8
70°-80°	479.6	10.0
80°-90°	19.5	0.4
90°-100°	0.0	0.0
100°-110°	0.0	0.0
110°-120°	0.0	0.0
120°-130°	0.0	0.0
130°-140°	0.0	0.0
140°-150°	0.0	0.0
150°-160°	0.0	0.0
160°-170°	0.0	0.0
170°-180°	0.0	0.0
0°-90°	4778.0	100.0
0°-180°	4778.0	100.0

**Coefficient of Utilization**



REPORT NUMBER: P401645

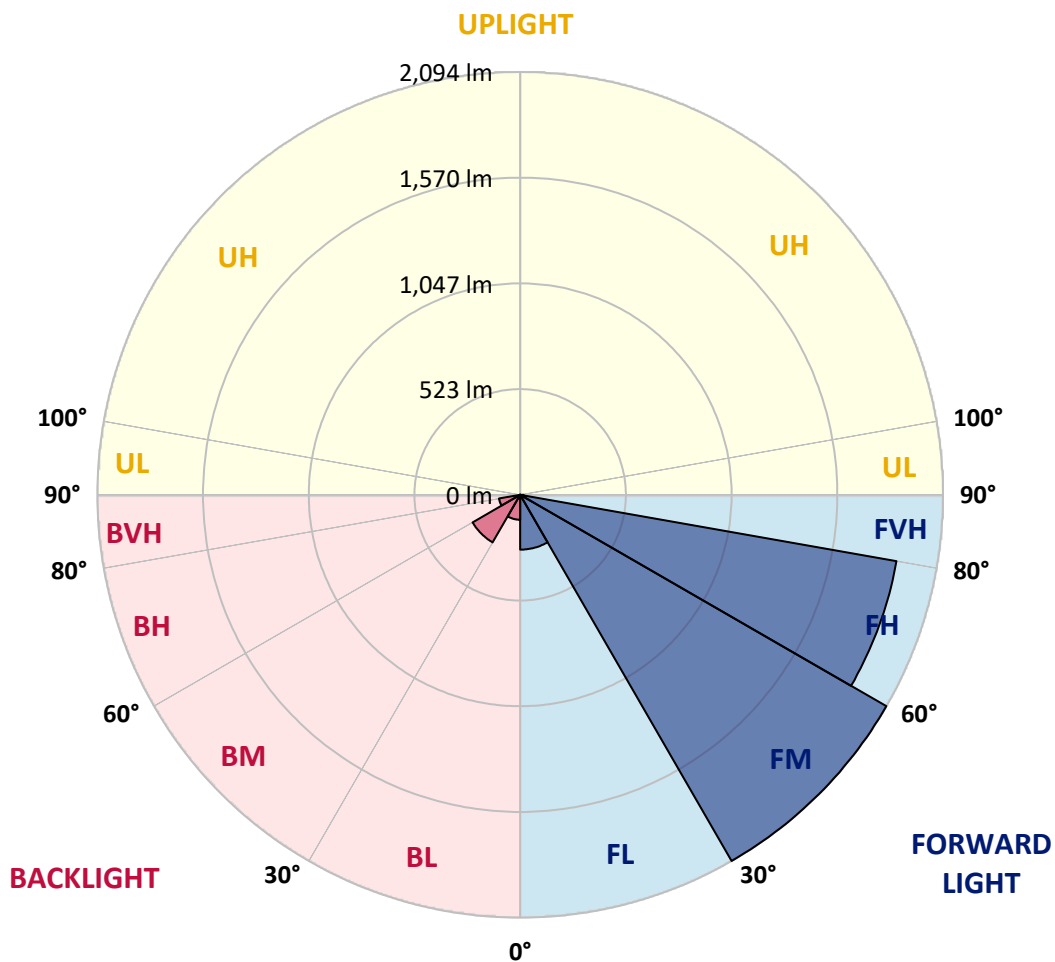
CATALOG NUMBER: ENC-SA1E-730-U-T4W-HSS

**LUMINAIRE CLASSIFICATION SYSTEM LUMEN TABLE AND BUG RATING:**

Zone		Lumens	% Fixture	Zone Rating/Lumen Limit		
				B	U	G
FL	(0°-30°)	271.4	5.7			
FM	(30°-60°)	2093.5	43.8			
FH	(60°-80°)	1891.7	39.6			G2/5000
FVH	(80°-90°)	17.2	0.4			G1/100
BL	(0°-30°)	123.5	2.6	B1/500		
BM	(30°-60°)	272.1	5.7	B1/1000		
BH	(60°-80°)	106.3	2.2	B0/110		G0/110
BVH	(80°-90°)	2.3	0.0			G0/10
UL	(90°-100°)	0.0	0.0		U0/0	
UH	(100°-180°)	0.0	0.0		U0/0	

**BUG Rating: B1-U0-G2**

Type III Short





REPORT NUMBER: P401645

CATALOG NUMBER: ENC-SA1E-730-U-T4W-HSS

**CANDELA DISTRIBUTION (FULL):**

	0°	5°	15°	25°	35°	45°	46°	55°	65°	75°	85°
0°	423.5	423.5	423.5	423.5	423.5	423.5	423.5	423.5	423.5	423.5	423.5
2.5°	467.2	469.0	466.3	462.7	459.0	452.7	453.6	445.4	439.0	434.4	427.2
5°	526.4	525.5	520.1	511.9	503.7	491.8	490.0	477.2	463.6	449.0	435.3
7.5°	586.5	583.8	578.3	567.4	551.9	536.4	531.9	513.7	493.6	471.8	448.1
10°	635.7	633.9	627.5	615.7	597.5	573.8	573.8	548.3	521.9	495.5	467.2
12.5°	675.8	674.0	666.7	652.1	630.3	609.3	606.6	583.8	554.7	523.7	489.1
15°	700.4	698.6	690.4	674.0	654.8	635.7	633.0	611.1	584.7	549.2	509.1
17.5°	706.8	704.9	698.6	684.0	669.4	653.0	649.4	630.3	607.5	571.1	530.1
20°	704.0	700.4	696.7	684.9	673.1	662.1	660.3	646.6	626.6	595.6	551.9
22.5°	696.7	693.1	690.4	682.2	675.8	674.9	673.1	664.9	652.1	625.7	584.7
25°	694.0	691.3	688.5	683.1	682.2	691.3	690.4	689.5	684.0	661.2	618.4
27.5°	709.5	708.6	702.2	693.1	697.7	713.1	714.0	718.6	715.0	700.4	667.6
30°	764.1	759.6	745.0	725.0	736.8	756.9	760.5	775.1	776.0	777.8	733.2
32.5°	837.9	830.6	806.0	780.5	787.8	825.2	826.1	848.8	897.1	867.1	768.7
35°	888.9	879.8	842.5	828.8	865.2	924.4	932.6	979.1	982.7	873.4	766.0
37.5°	1031.9	1018.2	949.9	867.1	902.6	1030.1	1039.2	1031.0	954.5	864.3	805.1
40°	1223.2	1210.4	1149.4	1010.0	909.9	929.0	933.5	958.1	972.7	928.1	930.8
42.5°	1471.8	1455.4	1392.6	1222.3	1023.7	953.6	962.7	1012.8	1108.4	1129.4	1236.8
45°	1725.9	1716.8	1653.1	1469.1	1231.4	1121.2	1125.7	1186.7	1358.0	1490.0	1581.1
47.5°	1974.6	1976.4	1921.7	1766.0	1533.7	1411.7	1406.2	1485.5	1702.2	1796.0	1888.9
50°	2325.2	2323.4	2225.9	2129.4	1948.1	1803.3	1794.2	1838.8	2047.4	2082.0	2225.9
52.5°	2724.1	2722.3	2575.7	2530.1	2453.6	2220.5	2245.1	2206.8	2357.1	2419.0	2623.0
55°	2913.6	2897.2	2835.2	2892.6	2983.7	2749.6	2746.0	2600.3	2717.7	2770.6	2960.9
57.5°	2894.4	2900.8	2960.0	3150.4	3449.1	3253.3	3258.7	2988.2	3056.5	3089.3	3228.7
60°	2786.0	2790.6	2928.1	3245.1	3681.3	3647.6	3628.5	3350.7	3306.1	3292.4	3358.9
62.5°	2476.4	2478.2	2701.3	3108.5	3679.5	3875.3	3857.1	3605.7	3466.4	3379.0	3257.8
64°	2139.4	2174.0	2447.2	2907.2	3580.2	3915.4	3905.4	3667.7	3481.0	3320.7	3072.0
65°	1862.5	1914.4	2245.1	2728.7	3468.2	3901.7	3889.9	3656.7	3460.9	3211.4	2879.9
67.5°	1270.5	1297.8	1594.8	2147.6	3041.1	3709.6	3705.9	3516.5	3243.3	2774.2	2259.6
70°	749.6	769.6	989.1	1499.1	2337.0	3186.8	3235.1	3166.8	2692.2	1992.8	1439.0
72.5°	233.2	245.0	436.3	832.4	1531.9	2482.8	2545.6	2496.4	1960.0	1245.0	797.8
75°	87.4	91.1	143.9	361.6	762.3	1587.5	1606.6	1664.0	1194.0	657.6	348.8
77.5°	48.3	49.2	71.0	135.7	335.2	779.6	797.8	790.5	634.8	310.6	111.1
80°	23.7	24.6	34.6	60.1	130.2	220.4	261.4	345.2	224.0	153.0	35.5
82.5°	8.2	7.3	15.5	27.3	43.7	59.2	66.5	95.6	93.8	83.8	12.8
85°	0.0	0.0	0.9	0.9	0.9	1.8	1.8	11.8	23.7	27.3	3.6
87.5°	0.0	0.0	0.0	0.9	0.9	0.9	0.9	0.9	0.9	1.8	1.8
90°	0.0	0.0	0.0	0.0	0.0	0.0	0.0	0.0	0.0	0.0	0.0



REPORT NUMBER: P401645

CATALOG NUMBER: ENC-SA1E-730-U-T4W-HSS

**CANDELA DISTRIBUTION (continued):**

	90°	95°	105°	115°	125°	135°	145°	155°	165°	175°	180°
0°	423.5	423.5	423.5	423.5	423.5	423.5	423.5	423.5	423.5	423.5	423.5
2.5°	423.5	421.7	415.3	408.9	404.4	398.9	398.0	394.4	393.5	393.5	393.5
5°	428.1	422.6	410.8	400.7	391.6	383.4	379.8	376.1	373.4	372.5	372.5
7.5°	438.1	429.9	410.8	396.2	382.5	372.5	367.0	363.4	360.7	360.7	360.7
10°	452.7	439.9	416.2	396.2	379.8	367.0	358.8	353.4	349.7	348.8	349.7
12.5°	470.9	454.5	425.3	400.7	381.6	365.2	347.9	316.0	295.1	283.2	281.4
15°	488.2	469.0	435.3	407.1	384.3	347.9	285.1	235.9	203.1	193.1	191.3
17.5°	507.3	487.3	449.0	416.2	374.3	280.5	203.1	162.1	155.7	157.6	157.6
20°	531.0	507.3	463.6	425.3	322.4	199.5	148.5	143.0	144.8	148.5	148.5
22.5°	558.3	532.8	483.6	419.9	245.9	145.7	135.7	136.6	138.4	142.1	142.1
25°	593.8	567.4	505.5	378.9	171.2	127.5	128.4	129.3	132.1	135.7	136.6
27.5°	646.6	614.8	531.9	317.9	129.3	118.4	119.3	122.0	124.8	129.3	129.3
30°	703.1	664.0	555.6	245.0	112.9	108.4	109.3	112.0	116.6	120.2	122.0
32.5°	727.7	693.1	560.1	167.6	104.7	100.2	98.4	101.1	104.7	108.4	109.3
35°	741.4	726.8	538.3	121.1	98.4	92.9	89.3	88.3	89.3	92.0	92.0
37.5°	808.8	798.7	494.5	103.8	92.0	86.5	81.1	76.5	74.7	73.8	74.7
40°	938.1	916.2	437.2	95.6	86.5	80.1	72.9	65.6	59.2	56.5	56.5
42.5°	1223.2	1113.0	355.2	90.2	81.1	73.8	62.8	52.8	45.5	43.7	43.7
45°	1530.1	1357.0	266.9	85.6	75.6	66.5	52.8	41.9	35.5	33.7	33.7
47.5°	1825.2	1537.4	186.7	80.1	69.2	58.3	43.7	33.7	29.1	28.2	28.2
50°	2134.8	1694.0	130.2	73.8	62.8	50.1	35.5	27.3	24.6	24.6	24.6
52.5°	2436.3	1809.7	95.6	67.4	54.6	41.9	30.1	24.6	22.8	22.8	22.8
55°	2664.0	1854.3	72.9	59.2	46.4	35.5	27.3	23.7	21.9	20.9	20.9
57.5°	2816.1	1817.0	59.2	49.2	39.2	31.0	24.6	21.9	20.0	19.1	19.1
60°	2812.5	1693.1	47.4	40.1	31.9	26.4	22.8	20.0	18.2	17.3	17.3
62.5°	2647.6	1491.8	37.3	31.9	26.4	22.8	20.0	18.2	16.4	15.5	14.6
64°	2486.4	1367.1	31.9	27.3	23.7	20.9	18.2	16.4	14.6	12.8	12.8
65°	2311.5	1248.7	29.1	24.6	20.9	19.1	17.3	15.5	12.8	10.9	10.9
67.5°	1757.8	924.4	23.7	19.1	16.4	15.5	13.7	11.8	9.1	7.3	7.3
70°	1141.2	598.4	20.0	15.5	13.7	13.7	12.8	10.0	7.3	6.4	5.5
72.5°	584.7	297.8	16.4	12.8	11.8	11.8	10.9	8.2	6.4	5.5	4.6
75°	247.7	121.1	13.7	10.9	10.0	9.1	8.2	7.3	5.5	4.6	4.6
77.5°	86.5	45.5	12.8	10.9	8.2	7.3	7.3	7.3	7.3	6.4	5.5
80°	29.1	17.3	8.2	8.2	9.1	10.0	10.0	9.1	10.0	8.2	6.4
82.5°	11.8	6.4	2.7	3.6	6.4	7.3	8.2	8.2	8.2	6.4	5.5
85°	2.7	1.8	1.8	2.7	2.7	3.6	3.6	4.6	4.6	3.6	3.6
87.5°	1.8	1.8	1.8	1.8	1.8	1.8	2.7	1.8	2.7	2.7	2.7
90°	0.0	0.0	0.0	0.0	0.0	0.0	0.0	0.0	0.0	0.0	0.0

(END OF REPORT)